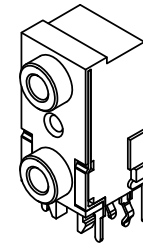
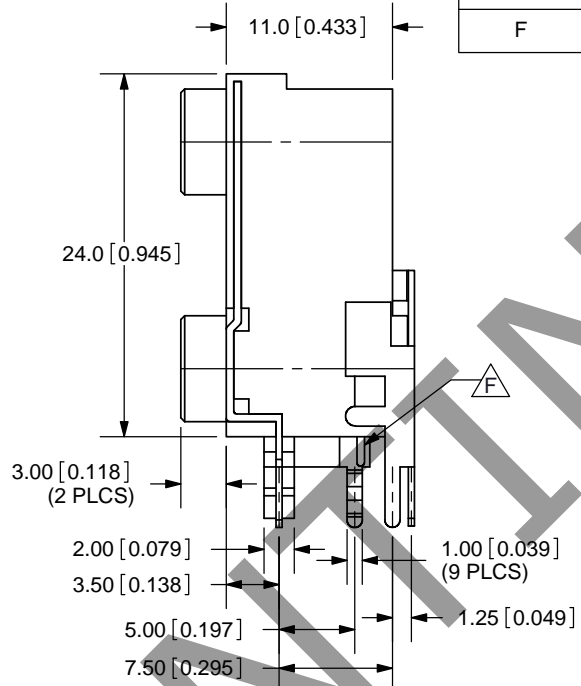
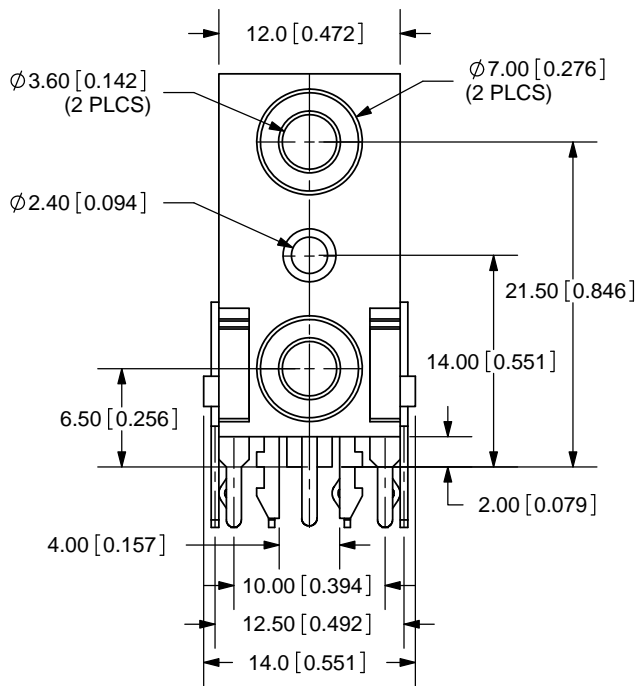
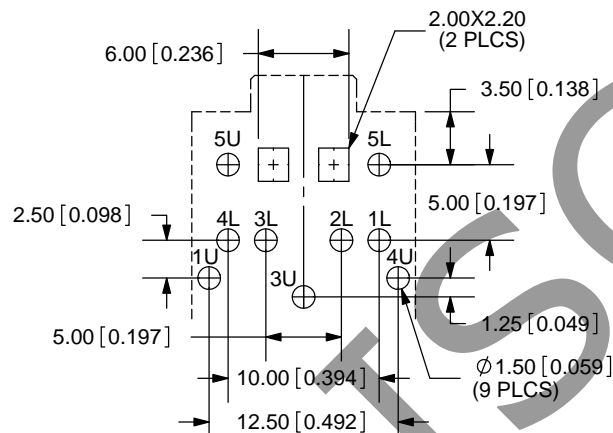
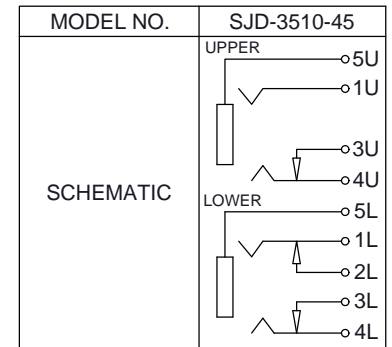


REV.	DESCRIPTION	DATE
C	added kinked pins	1/7/10
D	tolerance and dimension update	2/23/2010
E	housing material change	2/9/2011
F	rib added to pin for strength, plastic and terminal material corrected	4/19/2013



Scale: 1:1



PCB LAYOUT TOP VIEW

SPECIFICATIONS:
 RATING: 16V DC @ 0.3A
 CONTACT RESISTANCE: 50m OHMS MAX
 INSULATION RESISTANCE: 100M OHMS MIN: 500V DC
 VOLTAGE WITHSTAND: 500V AC R.M.S. FOR 1 MINUTE
 LIFE: 5,000 CYCLES
 OPERATING TEMPERATURE: -25~85 °C

TOLERANCE:
 X.X ± 0.3 mm
 X.XX ± 0.2 mm



	MATERIAL $\triangle F$	PLATING
TERMINAL 1U	Copper Alloy	Tin
TERMINAL 3U	Copper Alloy	Tin
TERMINAL 4U	Copper Alloy	Tin
TERMINAL 5U	Copper Alloy	Tin
TERMINAL 1L	Copper Alloy	Tin
TERMINAL 2L	Copper Alloy	Tin
TERMINAL 3L	Copper Alloy	Tin
TERMINAL 4L	Copper Alloy	Tin
TERMINAL 5L	Copper Alloy	Tin
COVER	PBT	
HOUSING	PA-46	



20050 SW 112th Ave.
 Tualatin, OR 97062
 Phone: 503-612-2300
 800-275-4899
 Fax: 503-612-2383
 Website: www.cui.com

TITLE: DUAL STACK 3.5mm STEREO JACK PCB MT.		REV: F
PART NO. SJD-3510-45		UNITS: MM [INCHES]
DRAWN BY: RDS	APPROVED BY:	SCALE: 2:1

PC FILE NAME:
 SJD-3510-45

COPYRIGHT 2013 BY CUI INC.